



HOCKEY HALL OF FAME EDUCATION PROGRAM




PRE-VISIT LANGUAGE ACTIVITIES

Activity 1: Making your own Hockey Card

Examine a sample of a hockey card. Look at the writing, use of statistics and border design. Create your own hockey card, approximately the size of a sheet of paper, with all of the following components:

1. Writing
2. Statistics
3. Border design



Activity 2: Playoff Motivation

Imagine you are the coach of a successful NHL team about to play in the Stanley Cup Final. Your job before the game is to motivate, influence and set the tone for the game ahead.

1. Brainstorm and construct a plan for your pre-game speech below.



HOCKEY HALL OF FAME EDUCATION PROGRAM



2. What key words will you use to motivate your team's players? Why did you choose these words?

Activity 3: Great Expectations

3. Prior to your trip to the Hockey Hall of Fame, discuss in small groups what your expectations are. Write down three examples from your discussion.

4. Why is it important to have different perspectives on your class trip expectations?

5. After your trip to the Hockey Hall of Fame, revisit your above answers and compare and contrast as a group. Have groups present their findings!





HOCKEY HALL OF FAME EDUCATION PROGRAM



HALL-VISIT LANGUAGE ACTIVITIES

1. In the **Esso Great Hall**, select an Honoured Member from the plaque walls around the room. Obtain the following information:

Player's Name: _____

Year Inducted: _____



2. From the plaque description, describe important milestones that were accomplished. Provide the reasoning why you believe these milestones led to the player being inducted.

3. In your opinion, what are the most interesting things about this player?

4. What details and or findings support your opinion?



HOCKEY HALL OF FAME EDUCATION PROGRAM



5. Throughout the Hockey Hall of Fame you will notice many logos, from both teams and companies. List three logos you have noticed in different areas of the Hall.

1. _____
2. _____
3. _____

6. Why do companies or organizations consider it important to have a logo that gives them an identity and or brand?



Word Expression

7. Exhibit descriptions and bold use of graphics are used in each area of the Hockey Hall of Fame. One exhibit specifically, **The Mask Presented by Imports Dragon**, includes both. Describe the types of literacy mediums and graphics used within the exhibit and how they help to showcase the exhibit content.



HOCKEY HALL OF FAME EDUCATION PROGRAM



8. How does the information in the exhibit's graphics influence your interpretation of the text?





HOCKEY HALL OF FAME EDUCATION PROGRAM



POST-VISIT LANGUAGE ACTIVITIES

Activity 1: Poetry Hour

During your visit to the Hockey Hall of Fame, you may have noticed the famous poem from World War I, *In Flanders Fields* inside the **Canadiens Dressing Room**. A line from the poem is written along the top wall above the player stalls.

In Flanders Fields By John McCrae

In Flanders fields the poppies blow
Between the crosses, row on row,
That mark our place, and in the sky,
The larks, still bravely singing, fly,
Scarce heard amid the guns below.

We are the dead; short days ago
We lived, felt dawn, saw sunset glow,
Loved and were loved, and now we lie
In Flanders fields.

Take up our quarrel with the foe!
To you from failing hands we throw
The torch; be yours to hold it high!
If ye break faith with us who die
We shall not sleep, though poppies grow
In Flanders fields.



HOCKEY HALL OF FAME EDUCATION PROGRAM



1. How do you interpret the poem above? Why do you think it was included in the Montreal Canadiens Dressing Room?

2. How many syllables are there in each line of the poem? (Count them.)

3. Why did McCrae choose to have a different number of syllables in each line?

Activity 2: There is no "I" in Team

1. There is great importance in teamwork for a hockey team or franchise as they need to work well together and trust each other. List three ways teamwork is most effective.

1. _____
2. _____
3. _____

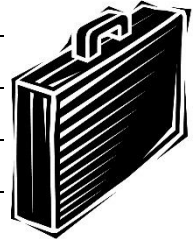


HOCKEY HALL OF FAME EDUCATION PROGRAM



2. Compare and contrast your classroom teamwork to that of a hockey franchise.

3. Hockey franchises make big decisions every day off the ice and communication is key! Prior to making a decision, what strategies would help to contribute effectively to a group discussion?

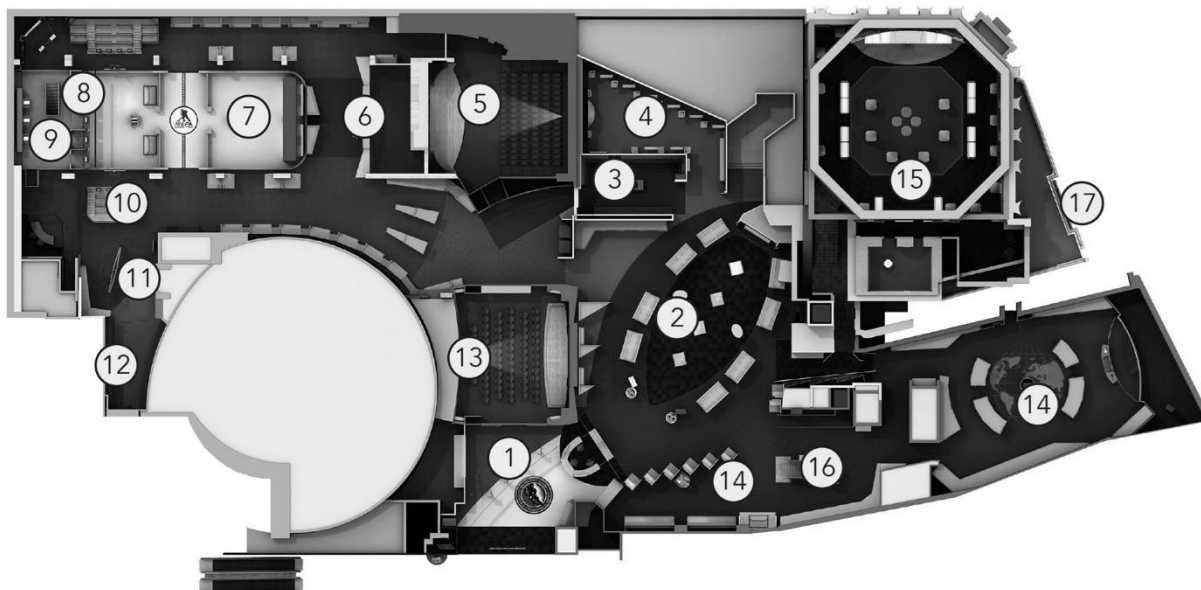




HOCKEY HALL OF FAME EDUCATION PROGRAM



HOCKEY HALL OF FAME GUIDE MAP



1. Entrance Foyer Displays
2. Honda NHL Zone – 9 & 99 Exhibition
3. Canadiens Dressing Room
4. Stanley Cup Dynasties
5. TSN Theatre
6. Hometown Hockey
7. NHLPA Game Time
8. TSN/RDS Broadcast Zone
9. Video Game Kiosks
10. Slapshot Trivia
11. Upper Deck Collectors' Corner
12. The Mask presented by Imports Dragon
13. Tim Hortons Theatre
14. Tissot World of Hockey
15. Esso Great Hall & NHL Trophies
16. Spirit of Hockey Retail Store
17. Exterior Sculptures